



NORDBERG

Heavy Duty

RAIL GRINDER

MODEL DG

BULLETIN 203



MR

*Look to
NORDBERG*

The Nordberg DG Grinder is adapted to a wide variety of rail grinding work. It is primarily designed for surface grinding of rails reconditioned by arc welding. Powerful, fast cutting and with a high capacity of ground joints per man per day, it is recommended where speed, output and accurate surface grinding are desired.

With the flexible shaft and various accessories, the DG Grinder may also be used for slotting rail ends, grinding switchpoints and stock rails and for grinding flangeways at frogs and crossings.

COPYRIGHT NORDBERG MFG. CO. 1952


... for continually improved **TRACK MAINTENANCE MACHINERY**
to do a Better, Faster Maintenance Job at Lower Cost

NORDBERG MFG. CO., Milwaukee, Wisconsin

The DG Grinder


The DG Grinder is a heavy duty, sturdily constructed machine powered by an 8 1/4 horsepower, air cooled, single cylinder, 4-cycle gasoline engine.

Grinding wheel feed is controlled by a hand wheel and geared quadrant which regulate the depth of grind with extreme accuracy. The grinding wheel is moved across the rail by means of rollers which support the grinding assembly on the truck frame. Lengthwise travel of the grinding wheel along the rail is controlled by a hand wheel attached to one of the truck wheels.



Grinding a welded rail end


The operator's right hand is regulating the feed of the grinding wheel; the left hand controlling the travel of the wheel along the rail over the surface to be ground.




Grinding a frog



GA-4 with GA-33 Cup Wheel Grinding Accessory removing flow from switchpoint and stock rail.



Model DG Grinder balanced on turntable for turning machine to work on other rail.



Combination of GA-4 and GA-6 using 8" diameter x 1" thick radial wheel for grinding frogs, flange-ways and similar operations.

GRINDING ACCESSORIES AVAILABLE

With the flexible shaft, the following accessories may be used for special grinding operations.

FOR FREE HAND GRINDING: GA-4 Straight Hand Piece with GA-6 Guard, using 8" diameter x 1" thick wheel or 8" diameter slotting wheel — or with GA-7B Cup Wheel Guard using 6" diameter x 1 1/4" wide x 1 1/4" wall cup wheel — or with GA-33 Guard for 8" diameter double cup grinding wheel for stock rail and switchpoint grinding.

GA-24 Right Angle Hand Piece with GA-22C Cup Wheel Guard assembly using 8" diameter x 2" wide x 2" wall cup wheel.

FOR RAIL END SLOTTING: GA-11 Slotting Guide using GA-4 Straight Hand Piece and 8" diameter slotting wheel.