


NORDBERG

Power WRENCH

For Tightening Bolts
On Railroad Track

Bulletin 125

Copyright Nordberg Mfg. Co., 1945



NORDBERG MFG. CO.

MILWAUKEE 7, WIS.

FOR HEAVY DUTY TIGHTENING

*Rail Laying and Periodic
Maintenance of Joints*

In the Model DW Nordberg Power Track Wrench has been incorporated the cumulative experience extending over a period of years in the building of power driven wrenches for rail laying and joint maintenance work. This wrench is rugged enough to stand up under the most severe service, yet is light in weight to be easily handled off and on the track. It is a speedy tool that provides a uniformity of tightening which is unexcelled by any other method of tightening.


FAST and POWERFUL

The wrench has two socket speeds, a high of 122 revolutions per minute and a low of 35 revolutions. When loosened nuts are run on or off, the higher speed is used, thus permitting rapid progress. When starting a rusted or "frozen on" nut or for bringing the nut up to proper tightness, the low speed is used. On this low speed, a 1"

bolt can be twisted off if the nut cannot be moved. Changing from one speed to the other is done instantly by shifting a convenient hand lever. Another lever changes the direction of rotation of the sockets. The wrench is powered by a 3½ horsepower, air cooled gasoline engine of standard make.


LIGHT WEIGHT

When necessary to remove the machine from the track, this is easily done by two men since it can be separated into three units, wrench mechanism, carriage and stabilizer. Lifting is easy since the weight is distributed on the convenient lifting handles.



UNIFORM TIGHTENING

The overload release is so arranged that the operator's lever is disengaged and the power to the sockets is cut off when the desired torque is attained, thus securing uniform tension on every track bolt. This torque will not vary more than five per cent. This accuracy in tightening is accomplished through spring tension which is the only dependable means for securing continued uniformity as is evidenced by the use of springs for scales, engine governors and other devices where accuracy must be maintained. The spring tension on the overload release is easily and quickly adjusted to secure the desired bolt tension.



Here the connections to the operating lever are in normal position controlling the operation of the sockets. Note the position of the roller "A" in the notch in the operating lever.



Here the overload release has functioned. The roller "A" has popped out from its notch in the operating lever and which no longer enables the operator to apply power to the sockets.

SOCKETS EASILY CHANGED

When different sized nuts are encountered, the change to the proper sockets can be easily made. The two illustrations show how simple it is to make this change.


The socket is held in place by means of socket holder plate "C" secured by socket holder latch "B."

Here the latch has been disengaged which allows the plate to be raised and the socket released.



SIMPLE FRICTION DRIVE

The drive is simple and direct through a bevel friction on the engine shaft which engages one or the other of the faces of the reverse bevel friction wheel. When the operating lever is pushed down or pulled up, the bevel friction shifts to engage the wheel at "D" or "E" causing the sockets to rotate in a direction to either tighten or loosen the nuts. When the operating lever is released, the bevel friction automatically returns to neutral.



NUTS AT SWITCHES AND CROSSINGS EASILY REACHED

With the sockets located at the end of the easily manipulated wrench arm, nuts at switches, frogs and crossings, both inside and outside of the rail can readily be reached. The ease with which the sockets can be slipped over the nuts saves time in tightening and is a factor for the rapid progress possible with this wrench.

ACCESSORIES AVAILABLE FOR TRACK WRENCH

For Driving Screw Spikes

These two accessories have been developed for adapting the Track Wrench to rail drilling and screw spike driving jobs. They can be readily attached and are furnished as extra equipment at additional cost.

With this accessory the wrench can be used to drill rail.

This accessory attached to the wrench arm permits driving screw spikes or tightening the nuts on certain types of rail anchors.

For Drilling Rail

Bail For Lifting Wrench

This lifting bail permits easy removal from the track when a crane is available. The bail can easily be applied to DW Wrenches not so equipped. It is bolted over the bearing caps of the frame, longer bolts being furnished for attaching.