



Product Support Bulletin 2020-001

245 W. Forest Hill Avenue
Oak Creek, WI 53154

Contact: Technical Support, Phone: 800-445-9258 or Email: TechSupport@Nordco.com

Maintenance of Way ~ Work Equipment Bulletin

DATE: April 13, 2020

SUBJECT: HST and HSTX Seat Pedestal and Pedestal Base

RATING:

<input type="checkbox"/> DIRECTIVE (Action is required)	<input checked="" type="checkbox"/> ALERT (Potential Problem)
<input type="checkbox"/> INFORMATION (Action is optional)	<input type="checkbox"/> PRODUCT IMPROVEMENT (Enhance Product)

MACHINE MODEL(S): HST AND HSTX

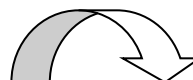
SERIAL NUMBER(S): All HST Machines and some HSTX (Tier 3) Machines from S/N's 220100 through 220103 and 220106 through 220123.

SUMMARY: The original style of seat pedestals that were installed on these machines may not have gussets welded in place on the underside of the seat mounting plate. See Figure 1. This style will need to be inspected immediately for cracks in the welds where the upper tube is welded to the seat mounting plate. The pedestal base will also need to be inspected for cracks in the welds where the lower tube is welded to the base plate. See Figure 2.

OPERATIONAL IMPACT: The welds that hold the upper tube to the seat mounting plate or the welds that hold the lower tube to the pedestal base plate can crack, causing the seat to potentially dislodge from the pedestal under certain conditions.

ACTION: The welds on the seat mounting plate to the upper tube and the welds on the pedestal base plate to the lower tube will need to be inspected. If any weld is found fractured, or seat mounting plate has cracks, the complete seat pedestal assembly will need to be replaced. The replacement Seat Pedestal Assembly (**P/N JAHST-2343**) will include all necessary hardware to change the original assembly to the new assembly along with instructions. For mounting See Figure #3. If the pedestal does not show any fractures but it is missing gussets, on either upper or lower assemblies it is still recommended to replace original style with new style. See Figure 1.

WARRANTY: N/A






Figure 1




Figure 2

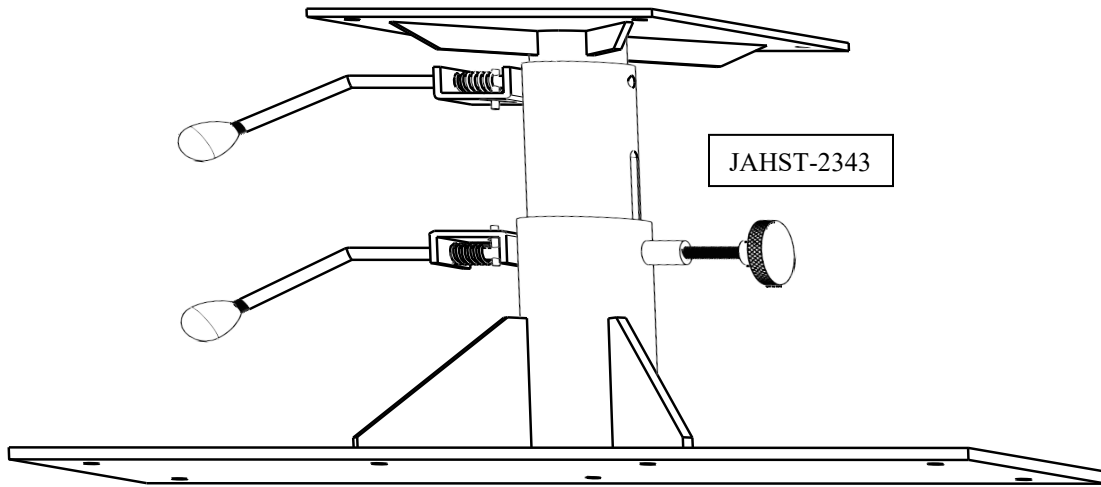


Figure 3