



Product Support Bulletin 2018-002

245 W. Forest Hill Avenue
Oak Creek, WI 53154

Contact: Technical Support Phone: 800-445-9258 or Email: [: TechSupport@Nordco.com](mailto:TechSupport@Nordco.com)

Maintenance of Way ~ Work Equipment Bulletin

DATE: 26 October, 2018

SUBJECT: HD TRIPP OVERHEAD CONSOLE GROUND

RATING:	<input type="checkbox"/> DIRECTIVE (Action is required)	<input checked="" type="checkbox"/> ALERT (Potential Problem)
	<input type="checkbox"/> INFORMATION (Action is optional)	<input type="checkbox"/> PRODUCT IMPROVEMENT (Enhance Product)

MACHINE MODEL(S): TRIPP HD

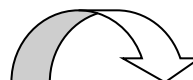
SERIAL NUMBER(S): 760700-760756, AND 761000-761002

SUMMARY: The harness that provides the overhead console with power and ground from the center console is missing the ground (#2 wire).

OPERATIONAL IMPACT: The missing ground wire may cause intermittent loss of cab functions (wipers, lights, fans, etc.)


ACTION: A #4 AWG ground cable (P/N 87120146) with a crimped female socket on one end and ring lug on the other will need to be installed in the cab. First the raceway covers located below, along, and above the right door will need to be removed. Then the P29 connector located below the center console will need to be disconnected and have a crimped female socket of the cable inserted into the #6 position. Next run the cable through the raceways and into the overhead console with the ring lug being secured to the Ground stud in the overhead console. After installing the cable reconnect the P-29 connector and reinstalled the raceway covers. Allow 1 hours for installation. See page 2 for images

WARRANTY: Nordco will provide a cable P/N 87120146 under warranty for machines listed above. To order the cable contact the Nordco Service Department at 1-800-445-9258. **Machine S/N MUST be provided at the time of your call.**






P29-6 CONNECTOR



FLOOR RACEWAY COVER



OVER AND ALONG DOOR RACEWAY



OVER HEAD CONSOLE GROUND STUD