



Product Support Bulletin 2010-005

245 W. Forest Hill Avenue
Oak Creek, WI 53154

Contact: Gary D. Van Deluyster, Service Manager – Phone: 800-445-9258 – Fax: 414-766-2260

Maintenance of Way ~ Work Equipment Bulletin

DATE: December 16, 2010

SUBJECT: Replace Up/Down Cylinder Cotter Pin with Rue Ring Cotter Pin – 3073024

RATING:	<input type="checkbox"/> DIRECTIVE (Action is required)	<input type="checkbox"/> ALERT (Potential Problem)
	<input type="checkbox"/> INFORMATION (Action is optional)	<input checked="" type="checkbox"/> PRODUCT IMPROVEMENT (Enhance Product)

MACHINE MODEL(S): CX Hammer
C-CX Conversions
SS – Small Spiker
CGS – Curve Gang Spiker

SERIAL NUMBER(S): CX Hammer: 410500-410910
C-CX Conversions: 410010RBUG-410424RBUG
SS – Small Spiker: 390200-390261
CGS – Curve Gang Spiker: 480025-480109

SUMMARY: The Workhead Up/Down Cylinder Pins are retained by either a cotter pin or a Bowtie Cotter Pin. See Figure 1 on Page 2. This cotter pin has been known to break during use and the Bowtie Cotter Pin may interfere with the cylinder operation. A **Rue Ring Cotter Pin, p/n 3073024**, is available to replace the cotter pin or Bowtie Cotter Pin. See Figure 2 on Page 2. This Rue Ring Cotter Pin is more compact and therefore less likely to break during use.

OPERATIONAL IMPACT: If the cotter pin breaks, the Workhead Up/Down Cylinder Pin could fall out and be lost. This will cause the Workhead Assembly to fall down and could result in damage to the workhead components.

ACTION: The 3073024 Rue Ring Cotter Pin is a direct replacement for the original cotter pin. Replace the original cotter pin with the new pin. The Rue Ring Cotter Pin should be installed as shown in Figure 2 on Page 3. **Be sure to follow all Lock Out/Tag Out procedures when installing these pins.** Two Rue Ring Cotter Pins are required for each Workhead Assembly, one each for the top and bottom cylinder clevis pins, for a total of 8 per machine. Contact the Nordco Parts Department at 800-647-1724 to order the 3073024 Rue Ring Cotter Pins.



WARRANTY: None




Figure 1

These Cotter Pins on the Workhead Up/Down Cylinder Clevis Pins should be replaced with Rue Ring Cotter Pins, p/n 3073024.

NOTE: Some machines are equipped with Bowtie Cotter pins as shown above (LOWER RIGHT PHOTO). The Bowtie Cotter Pin is an improvement over the standard Cotter Pin. If your machine is equipped with Bowtie Cotter Pins, the bottom Bowtie Cotter Pin should be replaced since it may interfere with the Workhead Frame. If the Bowtie Cotter Pin hits the Workhead Frame, it could be damaged and knocked off of the clevis pin.




Figure 2
Rue Ring Cotter Pin – 3073024




Figure 3
3073024 Rue Ring Cotter Pin installed on Workhead Cylinder Pin (bottom end shown, top end is similar)